

VEHICLE COLLISION FORM

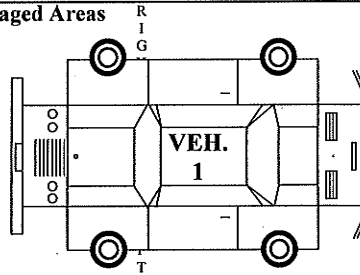
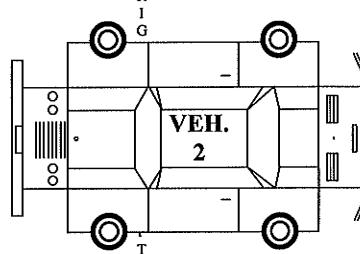
PLEASE TYPE OR PRINT IN INK

Please attach this form to your standard tort claim form, if the claim involves a vehicle collision.

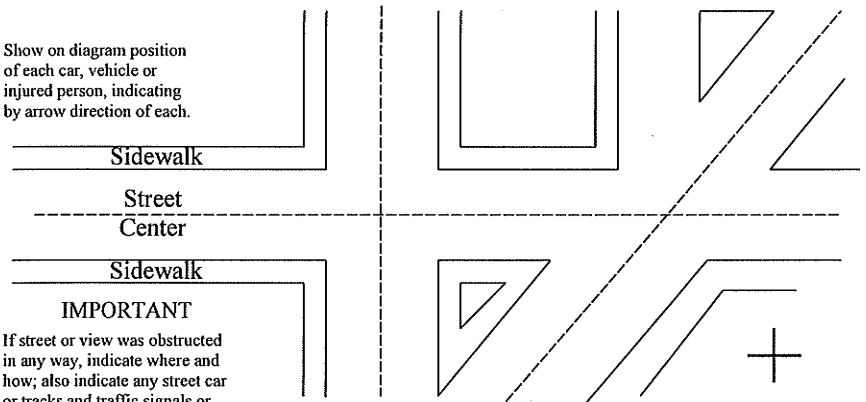
CLAIMANT AND INCIDENT INFORMATION	CLAIMANT'S NAME (A SEPARATE FORM MUST BE COMPLETED FOR EACH CLAIMANT)			DATE OF ACCIDENT(mm/dd/yyyy)		TIME		AM <input type="checkbox"/> PM <input type="checkbox"/>		
	CURRENT STREET (RESIDENCE) ADDRESS			CITY	STATE	ZIP	PHONE		HOME WORK	
	(RESIDENCE) STREET ADDRESS FOR SIX MONTHS PRIOR TO THE ACCIDENT			CITY	STATE	ZIP	EMAIL			
	State/County/City (if applicable) where occurred		STREET OR HWY	MILEPOST NO.	INTERSECTION OR NEAREST STREET/ROAD					
YOUR VEHICLE INFORMATION (VEHICLE #1)	YEAR	MAKE	MODEL	LICENSE PLATE NO.	WHERE CAN CAR BE SEEN?		WHEN?			
	NAME OF VEHICLE OWNER		ADDRESS		CITY	HOME AND WORK PHONE				
	NAME OF DRIVER		ADDRESS		CITY	HOME AND WORK PHONE				
	DRIVER'S LICENSE NUMBER		STATE OF ISSUANCE		DATE OF EXPIRATION					
	DESCRIBE DAMAGE				ESTIMATE \$	YOUR INSURANCE COMPANY AND POLICY NO.				
	YEAR	MAKE	MODEL	LICENSE PLATE NO.	STATE AGENCY, IF KNOWN					
OTHER VEHICLE INFORMATION (VEHICLE #2)	NAME OF OWNER		ADDRESS		CITY	PHONE				
	NAME OF DRIVER		ADDRESS		CITY	PHONE				
	DESCRIBE DAMAGE						ESTIMATE \$			
	WAS OTHER (NON-VEHICLE) PROPERTY DAMAGED? IF SO, DESCRIBE WHAT TYPE OF PROPERTY WAS DAMAGED.									
OTHER NON-VEHICLE DAMAGE	NAME OF OWNER		ADDRESS		CITY	PHONE				
	DESCRIBE DAMAGE						ESTIMATE \$			
INJURED PARTIES	NAME	ADDRESS	PHONE	INJURY	AGE	VEH 1	VEH 2	VEH 3	PED	OTH
				HOME WORK						
				HOME WORK						
				HOME WORK						
				HOME WORK						
				HOME WORK						
WITNESSES	NAME (ATTACH ADDITIONAL SHEETS IF NECESSARY)		ADDRESS		CITY	PHONE				
							HOME WORK			
							HOME WORK			
							HOME WORK			

COMPLETE ALL DETAILS

Describe conduct and circumstances causing injury or damages and explain the extent of medical, physical or mental injuries. Please identify name, address, and telephone number of treating physicians and other medical providers. Please attach property damage estimates and/or all medical bills in support of your claim. If necessary, attach additional pages containing information in this format.

<input type="checkbox"/> Straight Road <input type="checkbox"/> Curve - R or L <input type="checkbox"/> Level	<input type="checkbox"/> Hillcrest <input type="checkbox"/> Uphill <input type="checkbox"/> Downhill	<input type="checkbox"/> One Lane <input type="checkbox"/> One and One-Half Lane <input type="checkbox"/> Two Lane or Four Lane	Mark Damaged Areas  
---	--	---	--

Show on diagram position of each car, vehicle or injured person, indicating by arrow direction of each.



Indicate points of compass
N. E. S. W.

IMPORTANT
If street or view was obstructed in any way, indicate where and how; also indicate any street car or tracks and traffic signals or signs.

LIGHT CONDITIONS (CHECK ONE)	TRAFFIC CONTROL	TYPE OF ROAD (CHECK ONE OR MORE)	VEHICLE CONDITION (CHECK ONE OR MORE)	ROAD SURFACE (CHECK ONE)	WEATHER (CHECK ONE)
1 <input type="checkbox"/> DAYLIGHT	VEHICLE NO. 1 NO. 2 <input type="checkbox"/> 1 <input type="checkbox"/> SIGNALS	VEHICLE NO. 1 NO. 2 <input type="checkbox"/> 1 <input type="checkbox"/> ONE WAY	VEHICLE NO. 1 NO. 2 <input type="checkbox"/> 1 <input type="checkbox"/> DEFECTIVE BRAKES	VEHICLE NO. 1 NO. 2 <input type="checkbox"/> 1 <input type="checkbox"/> DRY	1 <input type="checkbox"/> CLEAR, CLOUDY & OVERCAST
2 <input type="checkbox"/> DAWN	<input type="checkbox"/> 2 <input type="checkbox"/> STOP SIGN	<input type="checkbox"/> 2 <input type="checkbox"/> TWO WAY	<input type="checkbox"/> 2 <input type="checkbox"/> DEFECTIVE HEADLIGHTS	<input type="checkbox"/> 2 <input type="checkbox"/> WET	2 <input type="checkbox"/> RAINING
3 <input type="checkbox"/> DUSK	<input type="checkbox"/> 3 <input type="checkbox"/> FLASHING RED	<input type="checkbox"/> 3 <input type="checkbox"/> REVERSIBLE ROAD	<input type="checkbox"/> 3 <input type="checkbox"/> DEFECTIVE REAR LIGHTS	<input type="checkbox"/> 3 <input type="checkbox"/> SNOW	3 <input type="checkbox"/> SNOWING
4 <input type="checkbox"/> DARK STREET LIGHTS ON	<input type="checkbox"/> 4 <input type="checkbox"/> FLASHING AMBER	<input type="checkbox"/> 4 <input type="checkbox"/> INTER-CHANGE LOOP RAMP	<input type="checkbox"/> 4 <input type="checkbox"/> TIRES WORN	<input type="checkbox"/> 4 <input type="checkbox"/> ICE	4 <input type="checkbox"/> FOG
5 <input type="checkbox"/> DARK STREET LIGHTS OFF	<input type="checkbox"/> 5 <input type="checkbox"/> RR SIGNAL	<input type="checkbox"/> 5 <input type="checkbox"/> ALLEY	<input type="checkbox"/> 5 <input type="checkbox"/> PUNCTURED OR BLOWN TIRES	<input type="checkbox"/> 5 <input type="checkbox"/> OTHER (SPECIFY)	5 <input type="checkbox"/> OTHER (SPECIFY)
6 <input type="checkbox"/> DARK NO STREET LIGHT	<input type="checkbox"/> 6 <input type="checkbox"/> OFFICER/FLAGMAN	<input type="checkbox"/> 6 <input type="checkbox"/> TWO WAY-LEFT TURN LANES	<input type="checkbox"/> 6 <input type="checkbox"/> OTHER (SPECIFY)	NAME OF INVESTIGATING POLICE AGENCY: _____ INVESTIGATING AGENCY REPORT NO. _____	
7 <input type="checkbox"/> OTHER (SPECIFY)	<input type="checkbox"/> 7 <input type="checkbox"/> YIELD SIGN	<input type="checkbox"/> 1 <input type="checkbox"/> SEPARATED			
	<input type="checkbox"/> 8 <input type="checkbox"/> NO TRAFFIC CONTROL	<input type="checkbox"/> 2 <input type="checkbox"/> DIVIDED			
	<input type="checkbox"/> 9 <input type="checkbox"/> OTHER	<input type="checkbox"/> 3 <input type="checkbox"/> UNDIVIDED			

A separate claim form should be submitted for each claimant.

This information is being provided to aid in resolving the claim.

I declare under penalty of perjury under the laws of the State of Washington that the foregoing is true and correct.

Signature of Claimant

Date and Place (residential address, city and county)